

ISSN 2347-6834

International Registered and Recognized
Research Journal Related to Higher Education for all Subjects

INDO GLOBAL RESEARCHERS


(UGC Approved, Refereed & Peer Reviewed Research Journal)

Year - VI, Issue - XII, Vol. - I

Impact Factor 5.90
(GRIFT)

May 2019 To Oct. 2019

EDITOR IN CHIEF
DR. BALAJI KAMBLE



IMPACT FACTOR
5.90

ISSN 2347-6834

International Registered & Recognized Research
Journal Related to Higher Education for All Subjects

INDO GLOBAL RESEARCHERS

UGC APPROVED, REFEREED & PEER REVIEWED RESEARCH JOURNAL

Issue : XII, Vol. I

Year- VI, Bi-Annual (Half Yearly)

(May 2019 To Oct. 2019)

Editorial Office :

'Gyandev-Parvati',

R-9/139/6-A-1,

Near Vishal School,

LIC Colony,

Pragati Nagar, Latur

Dist. Latur - 413531.

(Maharashtra), India.

Website

www.irasg.com

Contact : - 02382 - 241913

09423346913 / 09637935252

09503814000 / 07276301000

E-mail :

visiongroup1994@gmail.com

interlinkresearch@rediffmail.com

mbkamble2010@gmail.com

Published by :

Indo Asian Publication,

Latur, Dist. Latur - 413531 (M.S.) India

Price : ₹ 200/-

EDITOR IN CHIEF

Dr. Balaji Kamble

Research guide & Head,
Dept. of Economics,
Dr. Babasaheb Ambedkar Mahavidyalaya,
Latur, Dist. Latur (M.S.) India

EXECUTIVE EDITORS

Dr. Uttam D. Kadam
Principal, Shri Ram College of
Commerce & Science,
Bhandup(W), Mumbai (M.S.)

Dr. Allabaksh H. Jamadar
Chairman, BOS, Hindi,
S.R.T.M. University,
Nanded, Dist. Nanded (M.S.)

DEPUTY EDITOR

Dr. Dileep S. Arjune
Head, Dept. of Economics,
J. E. S. College,
Jalna, Dist. Jalna (M. S.)

Dr. Eknath J. Helge
Head, Dept. of Commerce,
Jijamata Mahavidyalaya,
Buldhana, Dist. Buldhana (M. S.)

CO - EDITOR

Dr. Arun R. Kumbhar
Head, Dept. of Economics,
Arts & Comm. College,
Nesri, Dist. Kolhapur (M.S.)

Dr. Suresh Dhake
Head, Dept. of Economics,
S. N. D.T. Womens College,
Dongar Katore, Dist. Jalgaon (M.S.)

MEMBER OF EDITORIAL BOARD

Dr. Mohammad T. Rahaman
Dept. of Biomedical Science,
International Islamic University,
Mahkota (Malaysia)

Dr. Sivvappa Rasapali
Dept. of Chemistry,
UMASS, Dartmouth,
MA (United States)

Dr. Satyen Kumar P. Sitapara
Principal
Commerce & BBA College,
Amreli, Dist. Amreli (Gujrat)
P. M. Band

Dept. of Dept. of Chemistry,
College of Eng. & Technology,
Babhulgaon, Dist. Akola (M. S.)

Dr. Arun Farfat
Head, Dept. of History,
Shri. S.G. M. College,
Borgaon Manju, Dist. Akola (M.S.)

Dr. Nagorao L. Kumbhar
Principal,

S. M. B. College,
Latur, Dist. Latur (M.S.)

Dr. Dilip R. Jagtap
Dept. of Economics,
G. T. Patil College,
Nandurbar, Dist. Nandurbar (M.S.)

Dr. Nana Wankhede
Dept. of History,
Shivaji College,
Akola, Dist. Akola (M.S.)

Dr. O. V. Shahapurkar
Head, Dept. of Geography,
Rajarshi Shahu College,
Latur, Dist. Latur (M.S.)

Arun U. Patil
Dept. of Economics,
Arts & Comm. College,
Akkaikuwa, Dist. Nandurbar (M.S.)



INDEX

Sr. No	Title for Research Paper	Page No
1	A Correlative Study of Climate Changes and Solar Activity Dr. C. J. Kadam	1
✓ 2	New Species of the Genus Phoreiobothrium Honaliec From Charcharias Actus at Murud-Janjira M.S., East Coast of India. D.H. Jadhav, M.N. Kolpuke	6
3	भारतीय अर्थव्यवस्था में चर्मकार समाज का महत्व कु. चंदा अनंतराव बोरकर, डॉ. करमसिंग रजपूत	9
4	जागतिकीकरण आणि भारतीय अर्थव्यवस्थेतील स्थित्यंतरे डॉ. बालाजी ग्या. कांबळे	19
5	नांदेड जिल्हयातील अनुदानित महाविद्यालयीन ग्रंथालय व्यवस्थापनात आऊटसोर्सिंगचा अभ्यास महावीर महादेवराव कटके, डॉ. बालाजी निवृत्ती ढाकणे	28
6	रा.रं.बोराडे यांच्या कथासाहित्यातील संवाद डॉ. त्र्यंबक धरणे	32
7	कुसुमाग्रज यांच्या कवितेतील समाजवास्तव डॉ. काकासाहेब रामराव सुरवसे	36
8	अरुण साधू यांच्या राजकीय कांदबऱ्यांचा चिकित्सक अभ्यास डॉ. अनिल सुग्रिव कांबळे	41
9	अनुसुचित जातीच्या समस्या डॉ. पांडुरंग किसनराव मगर	51
10	काशिराम यांचे सामाजिक कार्य भागवत वीर	55

NEW SPECIES OF THE GENUS PHOREIOBOTHRIUM HONALIEE FROM
CARCHARIAS ACTUS AT MURUD-JANJIRA M.S., EAST COAST OF INDIA.

D.H. Jadhav

Dept. of Zoology,
Maharashtra Mahavidyalaya,
Nilanga, Dist. Latur

M.N. Kolpuke

Dept. of Zoology,
Maharashtra Mahavidyalaya,
Nilanga, Dist. Latur

ABSTRACT

A new species of tapeworm Phoreiobothrium honaliee was erected from the marine fish Carcharias acutus at Murud-Janjira, M.S., east coast of India. Phoreiobothrium honaliee n.sp. is distinct from the other species of the genus Phoreiobothrium in the shape of bothridia, in the number of testes, in the shape of ovary.

Introduction:

The genus Phoreiobothrium was erected by Linton 1889 from a dusk shark Carcharias obscurus at Woods Hole with type species P. lasium. Later on he reported P. exceptum, P. pectinatum and P. trilocolatum at Woods Hole. Srivastav and Cappel 1982 reported P. puriensis from zygaenablochi at Puri, Orissa., Jadhav and Shinde 1984, reported P. arbiensis and in 1987 Jadhav and Shinde also reported P. ratnagiriensis from carcharias acutus. Jadhav D.H., Shinde G.B. and Jadhav B.V., reported P. carachariasae in

1990. Khadap and Dandwate reported P. gawali in 2012. The present communication deals with a new species of the genus Phoreiobothrium honaliee from Carcharias acutus from Murud-Janjira, M.S., East coast of India.

DESCRIPTION

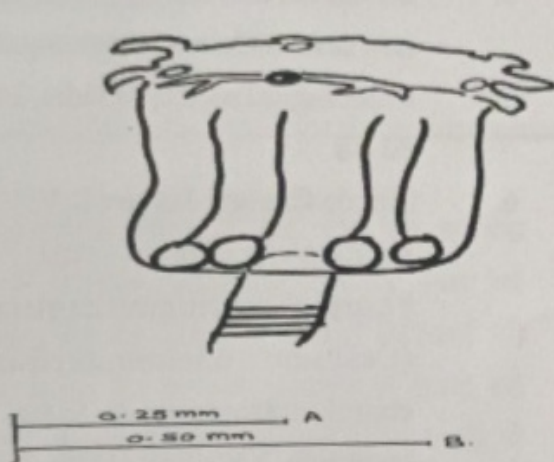
Eleven specimens of tapeworms were collected from intestine of Carcharias acutus, Muller and Henley at Murud-Janjira, east coast of India.

The scolex is pear shaped, rectangular, narrow posteriorly and measures 0.492 in length and 0.39-0.46 in breadth. Scolex bears four sessile

bothridia, each armed with pair of hooks. Each bothridium with a single loculum at its posterior end. Hooks trifurcated middle prong longer and measures 0.104x0.004-0.016. Four accessory suckers are present at anterior and posterior extremity of the bothridium. Posterior accessory suckers are larger than anterior accessory suckers of the bothridia.

Mature segments are longer than broad and measures 9.107-9.122 in length and 0.527 in breadth. The testes are 42-45 in number, oval

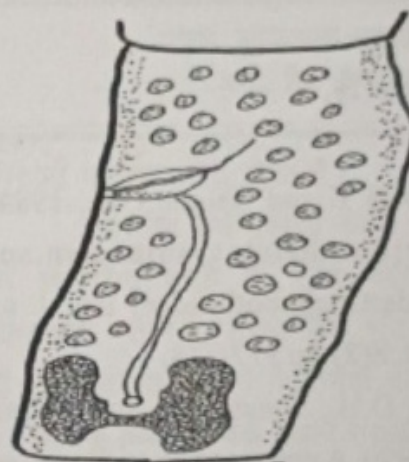
in shape pre-ovarian and measures 0.051-0.054 in length and 0.028 to 0.031 in breadth. Cirrus pouch is large, located at anterior region of the segment, oval in shape, obliquely placed and measures 0.299 in length and 0.072-0.079 in breadth. Vagina is a thin tube, runs from the cirrus pouch and reaches and opens into the Ootype and measures 0.437 in length and 0.008 in breadth. The ovary is butterfly shaped, situated at the posterior end of the segment and measures 0.712 in length and 0.091 in breadth. Vitellaria are granular thin strips.



A- Scolex

DISCUSSION

The tapeworm under discussion differs from *P.lasium* which is having bothridia tubular, posterior end divided in to number of loculi, hooks paired, trifurcated, inner prong small, vagina anterior to cirrus pouch and ovary granular, from *P.exceptum* having bthridia enlarged from *P.pectinatum* possessing the bothridia with 7 locculi at posterior end; from *P.triloculatum* which



B- Mature Segment *Phoreiobothriumhonalieen.sp.* is having bothridia with posterior margin with 3 loculi, testes 150-160 and vitellaria granular from *P.puriensis* bearing scolex pyramidal, bothridia with posterior end with 12 or more loculi, testes 125-140 and vitellaria follicular; from *P.arabiansis* having four quadrangular bothridia each with trifurcated hooks and testes 60-75, from *P.ratnagirinsis* quadrangular scolex with spines on scolex, bothridium with a single loculum at posterior

end and vitellaria follicular; from *P. carcharias* scolex rectangular, scolex bears four sessile bothridia, each armed with a pair of hooks. Bothridium with single large loculum. A single accessory sucker is present at anterior extremity of each bothridium. Ovary 'U' shaped, testes 180-190 in number and vitellaria are granular wide strips from *P. gawaliscolex* is pear shaped with four bothridia each armed with a pair of hooks, hooks trifurcated, each bothridium bears oval suckers, testes 98-101 in no., ovary 'U' shaped and vitellaria are granular and corticular.

References :-

1. Jadhav B.V. and Shinde G.B., 1984. *Phoreiobothrium arabiansis* n.sp. (cestoda: Onchobothriidae) Ind. J. of Parasit. 8(2) Pp 317-318.
2. Jadhav D.H., Shinde G.B. and Jadhav B.V. 1990, A new species of the genus *phoreiobothrium* (Cestoda: Onchobothriidae) at Bombay M.S. Ind. J. Inv. Zool. & Aqua. Biol. Vol. 2(1) Pp 39-41
3. Khadap R.M. and Dandwate R.R. 2000. A new species *Phoreiobothrium gawali* sp. n. from *Charcharias acutus* (Muller and Henle, 1841) at Bancot, Ratnagiri M.S. International Multidisciplinary Research journal 2(6):62-63
4. Linton 1989. Notes on entozoan of marine fish New England. Ann. Rep. US Comm. on Fisheries and Fisheries for 1856 Washington (D.C.) 453-517
5. Srivastva A.K. and Capoor V.N. 1982. A new cestode *Phoreiobothrium purinensis* sp. n. from *Charcharias acutus*. Proceedings of zoological society of India, 34 (1 & 2) 82-85
6. Shinde GB and Jadhav B.V. 1987. A new species of the genus *Phoreiobothrium* *ratnagiriensis* sp. n. from *Charcharias acutus* in India. Ind. J. Helminth. XXXIX (1) Pp 66-65.
7. Yamaguti S. 1959, Systema Helminthum II. The Cestode of Vertebrates. Interscience publications, New York, London.