



MAHARASHTRA SHIKSHAN SAMITI'S
MAHARASHTRA MAHAVIDYALAYA NILANGA


REPORT ON INDUSTRIAL TRAINING
NAME OF INDUSTRY: DEVANG PRINTING PRESS
YEAR (2023-2024)



NAME: ASIF MEHTAB PATEL

CLASS: B.VOC (THIRD YEAR)

DIVISION: Web Printing Technology


Kopale S.D.

Devang Printing Press

Survey No. 139, Budhoda, Tq. Ausa, Dist, Latur (M.S.)
Mob.: 9850996232, 9326079950

To Whomsoever It May Concern

Date 16.08.2023

this is to certify that ASIF MEHTAB PATEL Student Of Maharashtra Mahavidyalaya Nilanga Studying in First year of B.Voc. Degree course entitled "web Printing Technology" has successfull Completed 3 months industrial training from 01/01/2024 to 01 APRIL 2024.

Hence the certificate.

For Devang Printing Press


Proprietor

INDEX

Printing Units.

Sr.No.	Joining of industrial Training	Page No.
1	Exposure Machine.	
2	Cutting machine.	
3	Sheet-feed offset machine.	
4	Web-feed offset machine.	
5	Lamination machine.	
6	Binding machine.	


Croagation Units.

1	Corrugation Machine.	
2	Autocutter.	
3	Pasting Machine.	
4	Scoring Machine.	
5	Slotting Machine.	
6	Box Stitching Machine.	
7	Punching Machine.	

1.Exposure Machine

Exposing machine is the come in pre-press department.

Plate making process is very important in Printing Technology. Firstly Printing matter print on the strassing paper in the mirror type. Then after stressing is ready then give the paper position accurately such as paper numbering wise attach a tressing. Give the center marking on PS Plate, the plate put in Exposing machine and ready tressing put on accurately as it is center marking 3:40 second give the timing for Exposing plate before air compressor on then give time.



developing an image wise light-exposed, positive working, presensitized plate having a substrate with an image wise light-exposed positive working light-sensitive layer containing an o-quinone diazide compound with the above developer composition to remove light-exposed areas of the positive working light-sensitive layer, to provide a lithographic printing layer, or

developing an imagewise light-exposed, negative working, presensitized plate having a substrate with an imagewise light-exposed negative working light-sensitive layer containing a diazo resin with the above developer composition to remove light-unexposed areas of the negative working light-sensitive layer, to provide a lithographic printing layer

After the Exposing Wising the plate or develop the plate by using Developer and then wash the plate by using water then apply the gum on the plate.

Chemical :-

1. PS DEVELOPER

2. FINIGUM

3. WATER

Such Chemical are used.

2. Cutting Machine

Cutting Machine comes in Post press department but Mainly used in Pree press part by using for the give the accurate size of the paper for printing.

Cutting is defined as brining the paper to the desired dimensions by cutting the pile of A Cutting machines.

Normally cutting operation is performed in a single knife guillotine machine.


❖ Name of the Company of Machine :- Wohlenberg Regent

Size of the Machine :- 45"

Weight of Bled :- 15kg

☆ Size of Cutting Bled :- 55"

This Machine are present in the company.



Different parts of cutting machine:-

- Light barrier
- Knife and pressing bar
- control panel