

1.4.1

Feedback Analysis Report

Maharashtra Mahavidyalaya Nilanga has a robust feedback mechanism in terms of quantity and frequency. We believe that the entire educational process depends on the satisfaction of the stakeholders. There are various formal and informal ways and means adopted by our college to collect, analyse and action is taken as per the feedback. This year, college has collected and analysed the feedback received from the stakeholders. The feedback analysis was published on the website and action taken report is prepared. The following is the analysis of the feedback received from

1. Students
2. Teachers
3. Alumni students
4. Employers

Feedback From Students :

We are Collecting feedback from our students personally. We have designed a special feedback from curriculum development. We are also collecting feedback from students on Faculty performance and subject review. We started collecting curriculum feedback from Academic Year 2022-23. The year-wise and Faculty-wise analysis of student's feedback on the curriculum is presented below :

Academic Year 2022-23

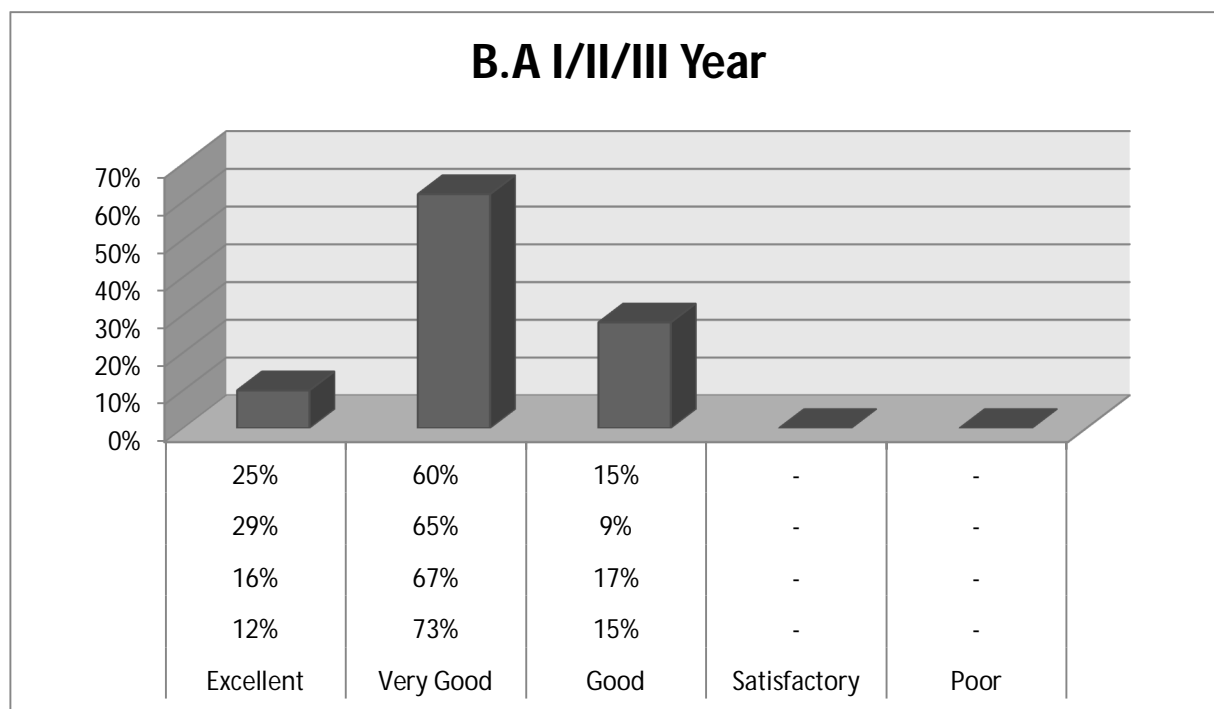
Sr. No.	Faculty	Year	No. of Students
01	BA	First Year	65
		Second Year	
		Third Year	
02	B.Com	First Year	107
		Second Year	
		Third Year	
03	B.Sc	First Year	88
		Second Year	
		Third Year	
04	B.C.A.	First Year	123
		Second Year	
		Third Year	
05	B.Voc (WPT/FPPS)	First Year	55
		Second Year	
		Third Year	
06	M.Sc. (Computer Science)	First Year	15
		Second Year	
07	M.Com	First Year	35
		Second Year	

Analysis of Feedback 2022-23

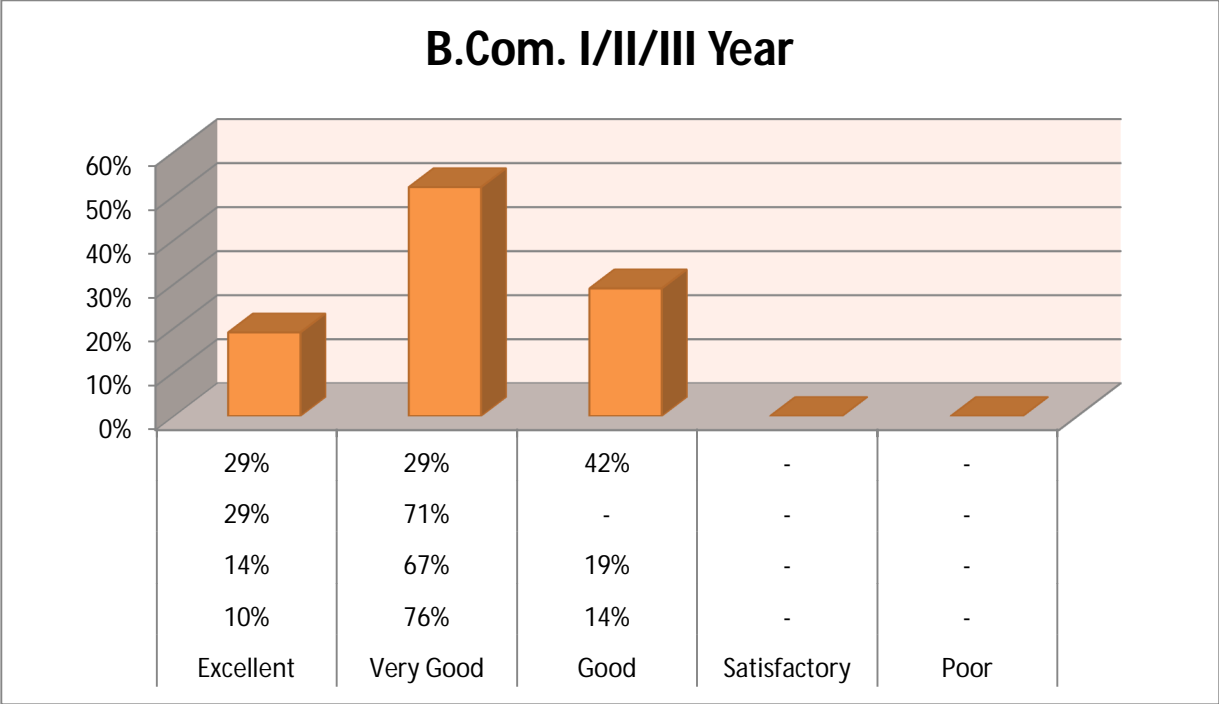
Sr. No.	Faculty	Year	Parameters	Excel lent	Very Good	Good	Satisfac tory	Poor
01	B.A	I/II/III Year	How Well do the teacher illustrate the concepts through examples and applications	12%	73%	15%	-	-
			How Well do the teachers prepare for the class?	16%	67%	17%	-	-
			How were the teachers able to well Communicate	29%	65%	9%	-	-
			The Teacher's approach to teaching can best be described	25%	60%	15%	-	-
			The Teaching and mentoring process in in the college	10%	62%	28%		
Sr. No.	Faculty	Year	Parameters	Excel lent	Very Good	Good	Satisfac tory	Poor
02	B.Com	I/II/III Year	How Well do the teacher illustrate the concepts through examples and applications	10%	76%	14%	-	-
			How Well do the teachers prepare for the class?	14%	67%	19%	-	-
			How were the teachers able to well Communicate	29%	71%	-	-	-
			The Teacher's approach to teaching can best be described	29%	29%	42%	-	-
			The Teaching and mentoring process in in the college	19%	52%	29%	-	-
03	B.Sc.	I/II/III Year	How Well do the teacher illustrate the concepts through examples and applications	25%	50%	20%	5%	-
			How Well do the teachers prepare for the class?	30%	50%	15%	5%	-
			How were the teachers able to well Communicate	10%	55%	25%	10%	-
			The Teacher's approach to teaching can best be described	10%	40%	40%	10%	-
			The Teaching and mentoring process in in the college	20%	60%	15%	5%	
04	B.C.A.	I/II/III Year	How Well do the teacher illustrate the concepts through examples and applications	30%	50%	11%	4%	-
			How Well do the teachers prepare for the class?	23%	72%	-	5%	-
			How were the teachers able to well Communicate	42%	50%	8%	-	-
			The Teacher's approach to teaching can best be described	31%	50%	15%	4%	-
			The Teaching and mentoring process in in the college	57%	25%	4%	4%	-
05	B.Voc. (WPT FPPS)	I/II/III Year	How Well do the teacher illustrate the concepts through examples and applications	14%	67%	19%	-	-
			How Well do the teachers prepare for the class?	16%	67%	10%	7%	-
			How were the teachers able to well Communicate	38%	57%	5%	-	-
			The Teacher's approach to teaching can best be described	33%	57%	10%	-	-
			The Teaching and mentoring process in in the college	14%	63%	23%	-	-

06	M.Sc Comp uter Scienc e	I/II Year	How Well do the teacher illustrate the concepts through examples and applications	25%	50%	20%	5%	-
			How Well do the teachers prepare for the class?	30%	50%	15%	5%	-
			How were the teachers able to well Communicate	10%	55%	25%	10%	-
			The Teacher's approach to teaching can best be described	10%	40%	40%	10%	-
			The Teaching and mentoring process in in the college	25%	50%	20%	5%	-
07	M. Com	I/II Year	How Well do the teacher illustrate the concepts through examples and applications	17%	52%	22%	9%	-
			How Well do the teachers prepare for the class?	30%	35%	26	9%	-
			How were the teachers able to well Communicate	4%	44%	39%	13%	-
			The Teacher's approach to teaching can best be described	13%	52%	26%	9%	-
			The Teaching and mentoring process in in the college	13%	44%	34%	9%	-

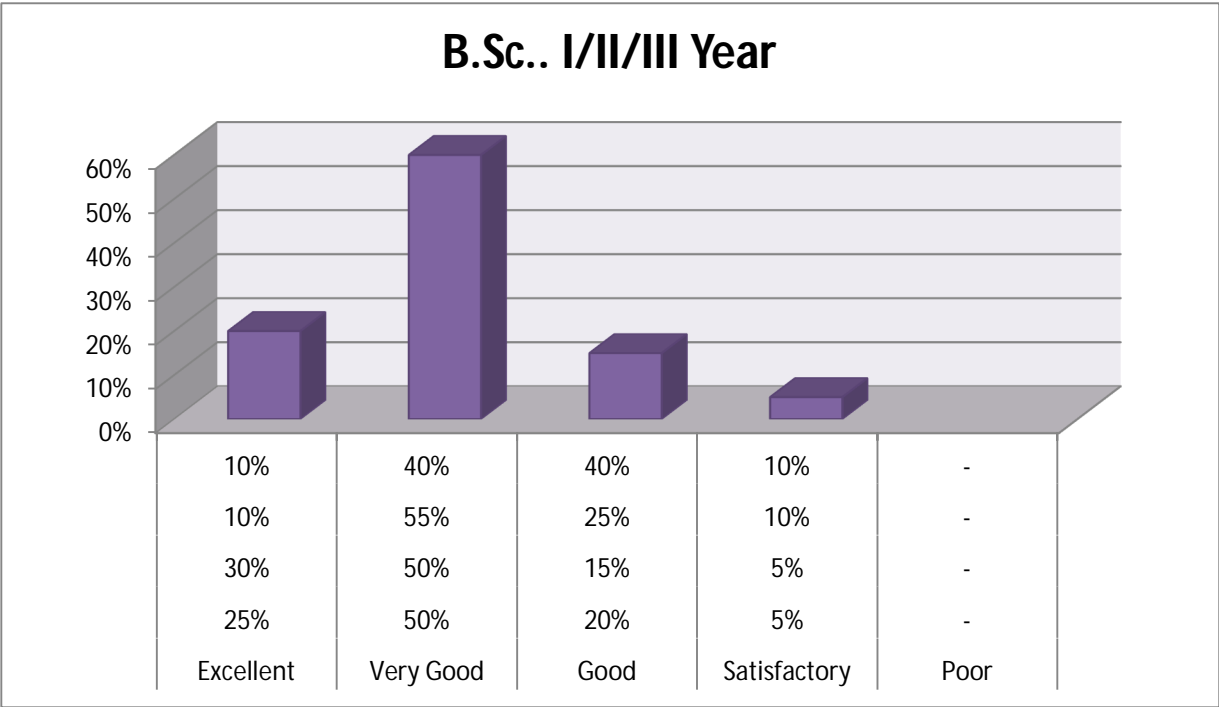
Graph showing feedback Faculty Wise students for the curriculum



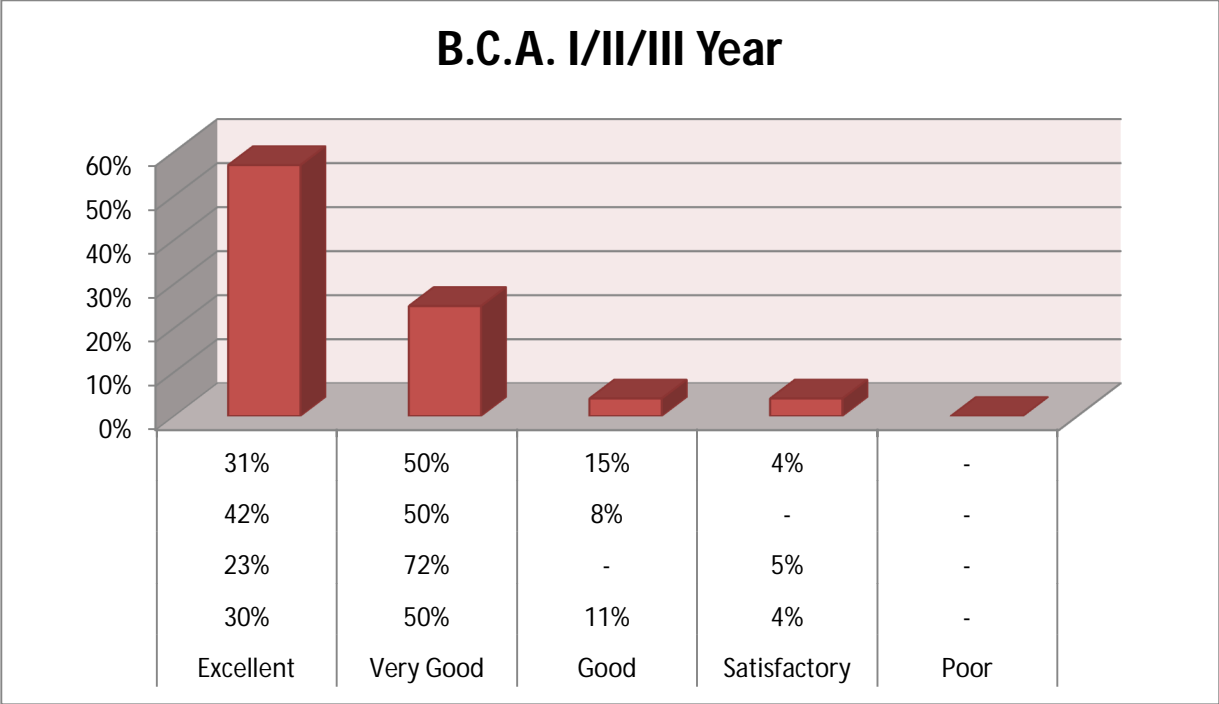
From the above graph it is clear than more than 85% students Curriculum as 'Excellent or Very Good'.



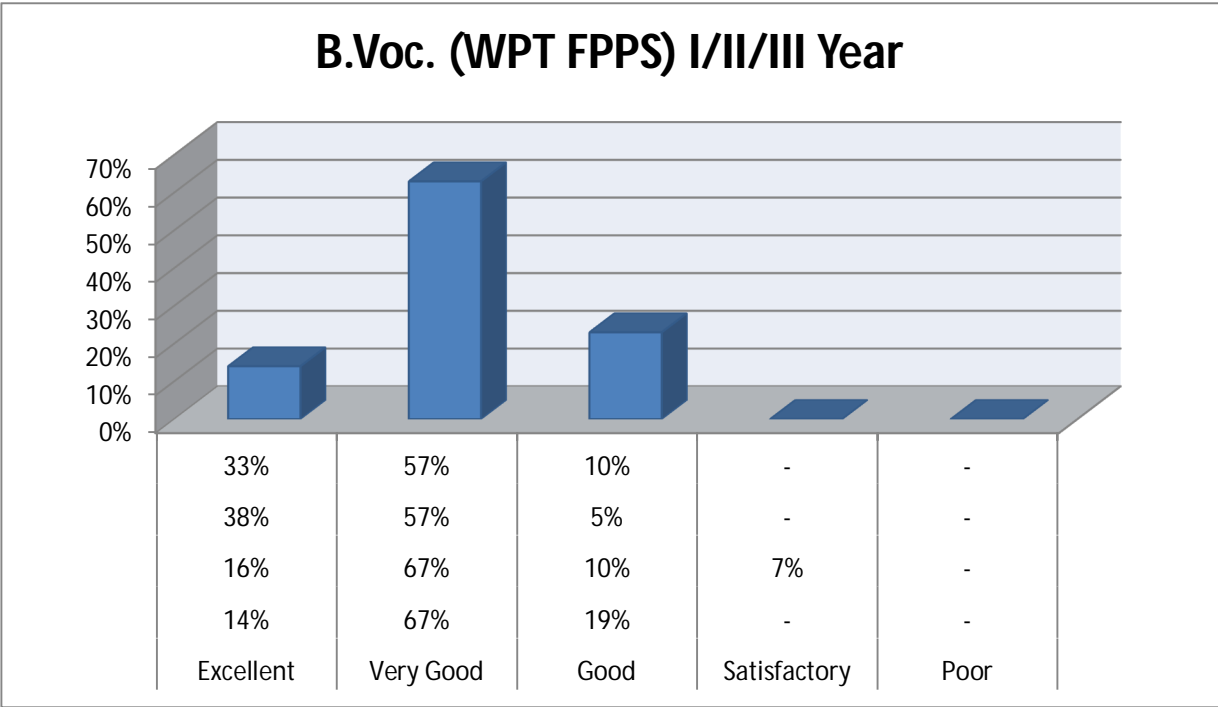
From the above graph it is clear that more than 86% students Curriculum as 'Excellent or Very Good'.



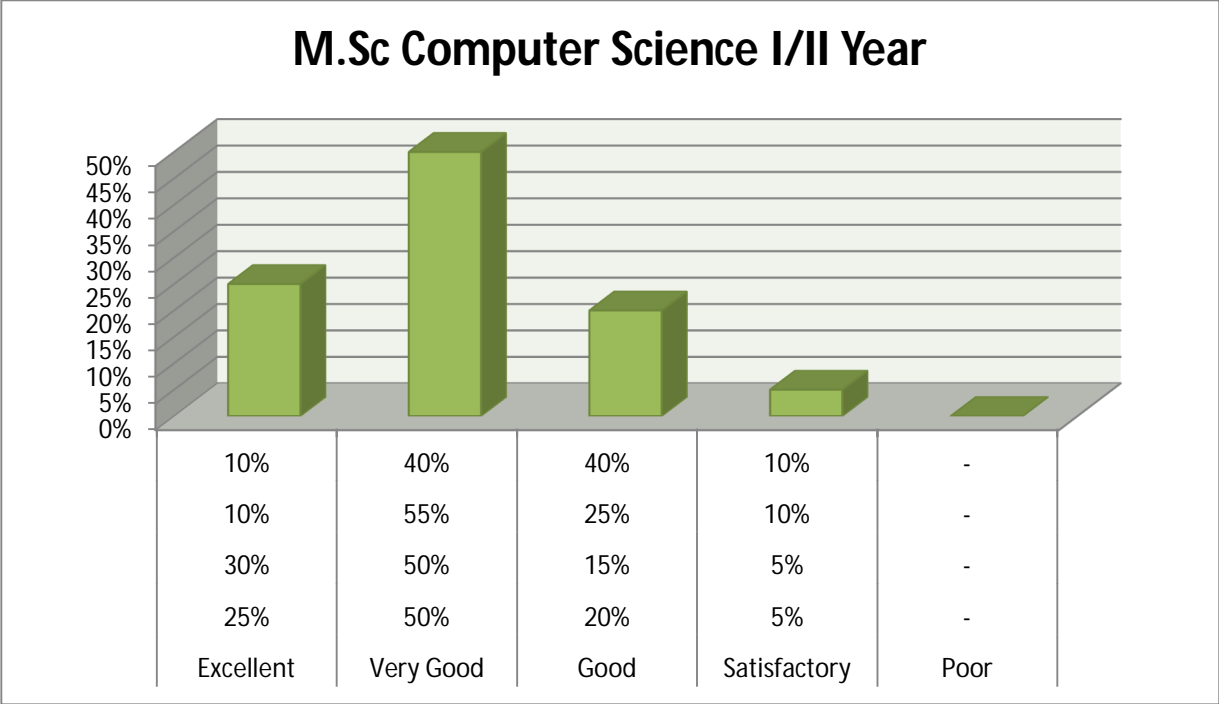
From the above graph it is clear that more than 80% students Curriculum as 'Excellent or Very Good'.



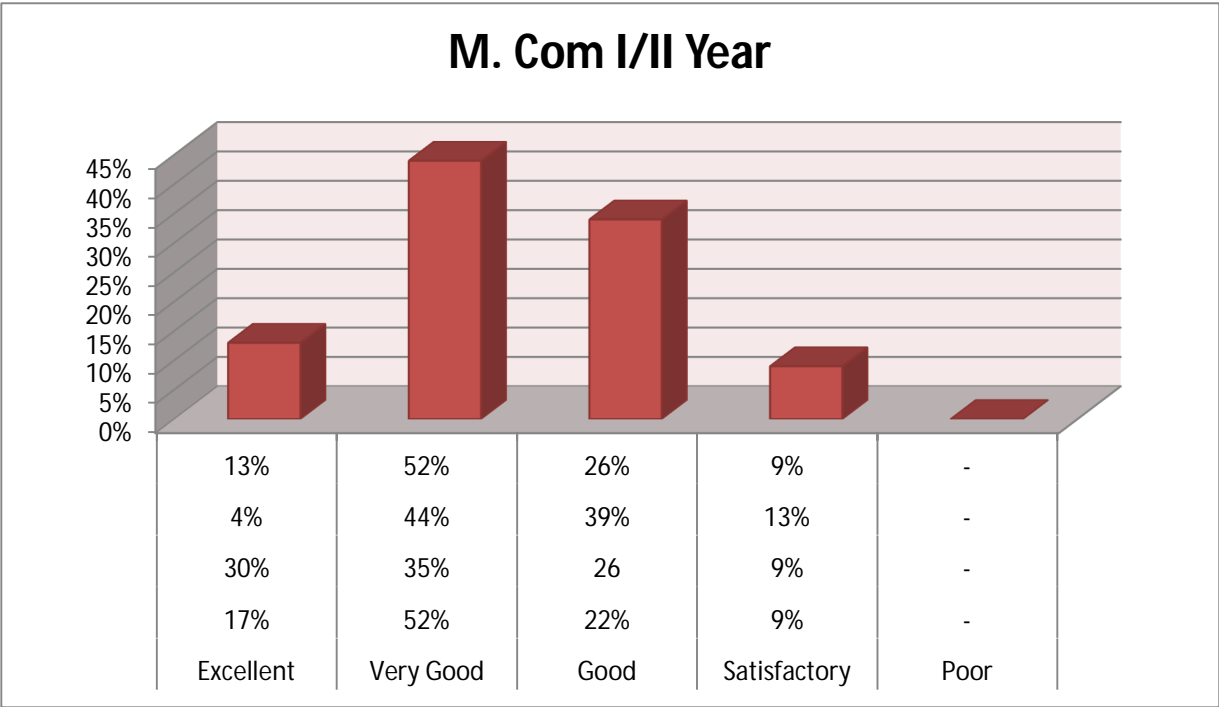
From the above graph it is clear than more than 92% students Curriculum as 'Excellent or Very Good'.



From the above graph it is clear than more than 95% students Curriculum as 'Excellent or Very Good'.



From the above graph it is clear than more than 80% students Curriculum as 'Excellent or Very Good'.



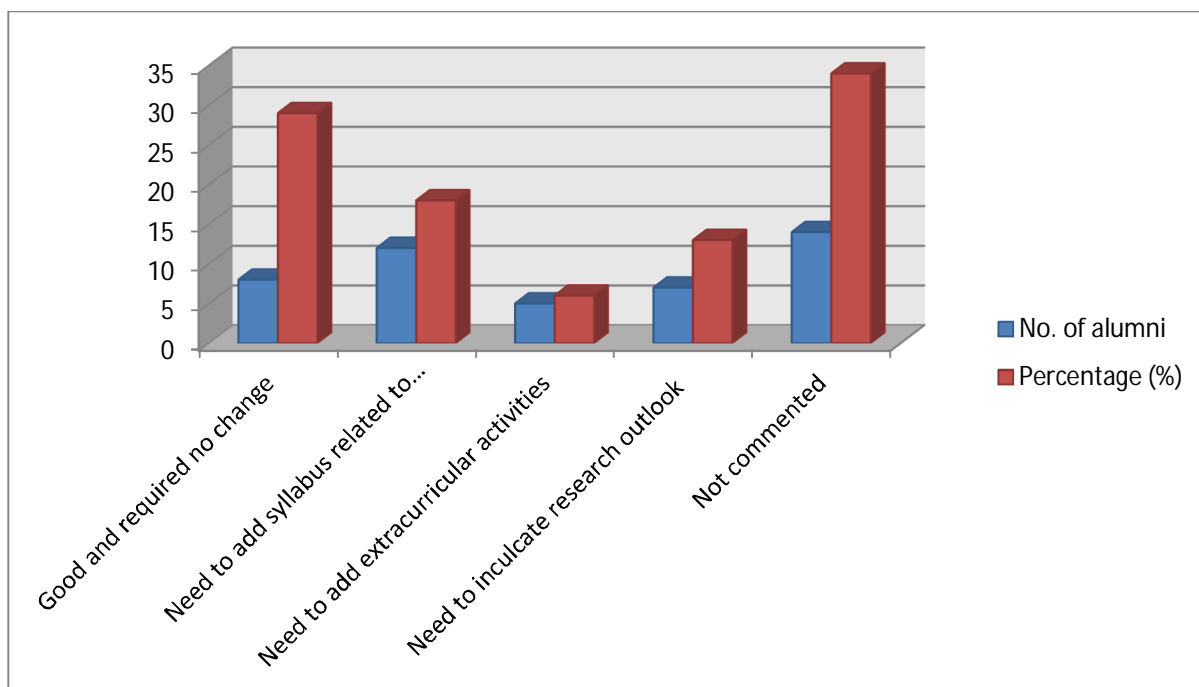
From the above graph it is clear than more than 65% students Curriculum as 'Excellent or Very Good'.

Feedback from Alumni

It is one of the most valuable forms of feedback which is provided by the alumni of any institution. As the alumni have a thorough understanding of an educational institution. They are more suited to provide a valuable feedback regarding the teaching-learning process, the research activities, the infrastructure facilities, the syllabus contents, as well as student support and progression in an educational institution. It is a valuable document for efficient functioning and good governance of an institution. Alumni are one of the major stake-holders of our college. The alumni association of our college is registered body of the stakeholders. Every year our college collects the feedback from the alumni regarding the various aspects of the functioning of our college for instance, the curricular aspects of the institution, the teaching learning process and its up gradation as well as the extension activities carried out by the institution. The alumni association is monitored by the alumni committee of our college. The feedback forms are distributed among the alumni members and the feedback is analyzed and discussed in the meetings of the IQAC and likewise suggestions are taken for governance and academic planning. This year we have received 46 feedback forms from our esteemed alumni. They have suggested valuable ideas and practical activities to be implemented in our college. The following is a tabular representation of the feedback received from the alumni.

Parameters	No. of alumni	Percentage (%)
Good and required no change	8	29
Need to add syllabus related to employment generation.	12	18
Need to add extracurricular activities	5	6
Need to inculcate research outlook	7	13
Not commented	14	34

- The feedback reports shows that 29% students feel that the curriculum designed by the university is good and require no change.
- 18% of alumni feel that there is need for adding syllabi content related to employment generation.
- 6% students feel that is need to add extracurricular activities and activities for social harmony and constitutional values.
- 13% students feel that there is need to inculcate research outlook in the students..
- 34% students did not comment anything on the curriculum.



Employer's Feedback :

The final output of any educational institution is the human resource developed by it. Unless the human resource is employable and fully equipped with all the market needed skills the entire process of teaching learning and evaluation is fruitless. In order to get a view of the preparation of our graduates and post graduates regarding the job requirements and acquisition of skills, we collect the feedback from the employers of our students. Our attempt in doing this endeavor is to assess our teaching learning process syllabi content and skill imparting at our campus. We constantly strive towards making our students highly skilled and up to date with the job requirements as well as to make them able to learn new skills and work in a sociable manner. We seek feedback from the employers regarding the learning aptitude of our students as well as their standards of work. The feedback collected from the employers is valuable regarding evaluation of our teaching learning process, the units in the syllabus as well as in the skill-education at our campus. The feedback from the employer is also valuable in assessing the learning levels of our students and to understand the demands of the job market. This year also we have received feedback from the employers of our students which has been analyzed and discussed for further action in the meetings of the IQAC and staff.

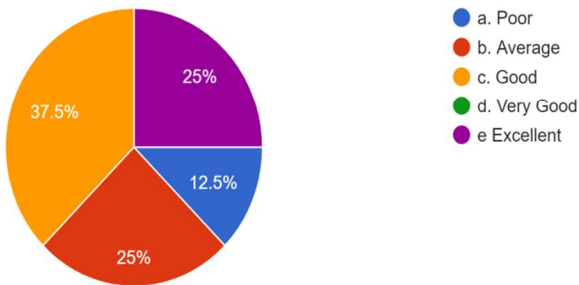
1.Name of the organization/Institution	2.Name of the Respondent	3.Designation	7.Adequacy of the curriculum	8.Skill acquired from the curriculum	9.Depth of the curriculum	10.Relevance of the course for providing employability	11.Worth of the syllabus in catering to the needs of industry society.	12.Conduciveness of the syllabus for the students readiness towards recruitment	13.Provision of inculcating students creativity in the curriculum	14. Any Suggestion.
Fina bits Software , Pune	vaibhav sathe	graphic designer	d. Very Good	d. Very Good	c. Good	c. Good	c. Good	b. Average	c. Good	improvement in recognition of market needs and upgrade
Nava sasyam dandekar Pvt.Ltd., Pune	Ajit Ram Vibhute	Miller	d. Very Good	c. Good	e Excellent	e Excellent	b. Average	c. Good	b. Average	Best placements
Jay Malhar Enterprises	Akanksha Mane	Graphic designer	c. Good	d. Very Good	c. Good	c. Good	c. Good	c. Good	c. Good	Best placements
Nava sasyam dandekar Pvt.Ltd., Pune	Aditya Balaji Telang	Miller	b. Average	c. Good	d. Very Good	e Excellent	e Excellent	e Excellent	e Excellent	Best placements
Radhakrishna Dairy Renapur	Birajdar Dhanashri Sadanand	Nilanga	c. Good	c. Good	c. Good	c. Good	c. Good	c. Good	d. Very Good	improvement in recognition of market needs and upgrade
Align Industries, Sambhajinagar	Kishor Shivaji Solunke	B. Voc. (WPT)	b. Average	b. Average	b. Average	b. Average	b. Average	b. Average	b. Average	Best placements

Analysis of the Employer's Feedback :

The feedback received from the employers was analyzed by the feedback monitoring committee and it has resulted into the following important inputs and suggestions regarding the human resource developed by our institution. The graphic representation of the analysis of the sample questions in the feedback form are given below.

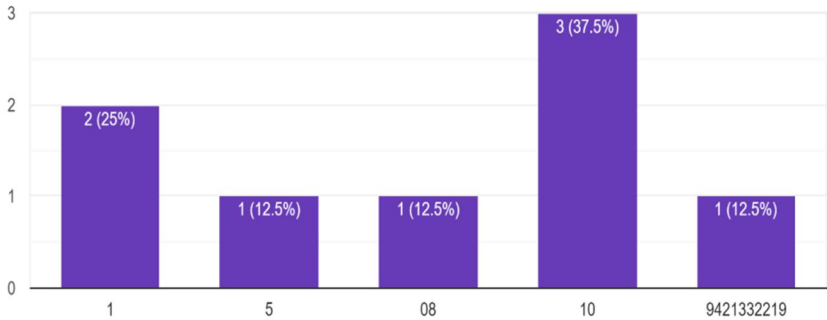
12 .Conduciveness of the syllabus for the students readiness towards recruitment

8 responses



6.Number of student recruited through campus placement.

8 responses



The feedback received from the employees has revealed that the syllabus being implemented and skills being imparted at our campus are reported to be "very good" by 83% employers and 17% of the feedback reports the same to be average. Our employers have expressed satisfaction over the skill acquisition by our students. The employers of our students have also remarked that relevance of the courses taught to the students for providing them employability where good and excellent. The value and worth of the syllabus content being our campus was judged by the employers generally as good and excellent. To the question that can't use of the syllabus for the student's readiness towards recruitment the employers have expressed their overall satisfaction. Regarding the provision for inculcating the creativity of the students in the curriculum the employers have remarked that the students are creative. The feedback and the suggestions provided by the employers were analyzed and discussed in the IQAC meetings as well as in the placement cell. The employers of our students have expressed their willingness to recruit more students from Maharashtra Mahavidyalaya Nilanga and also felt fine to recommend our students to the other industry.

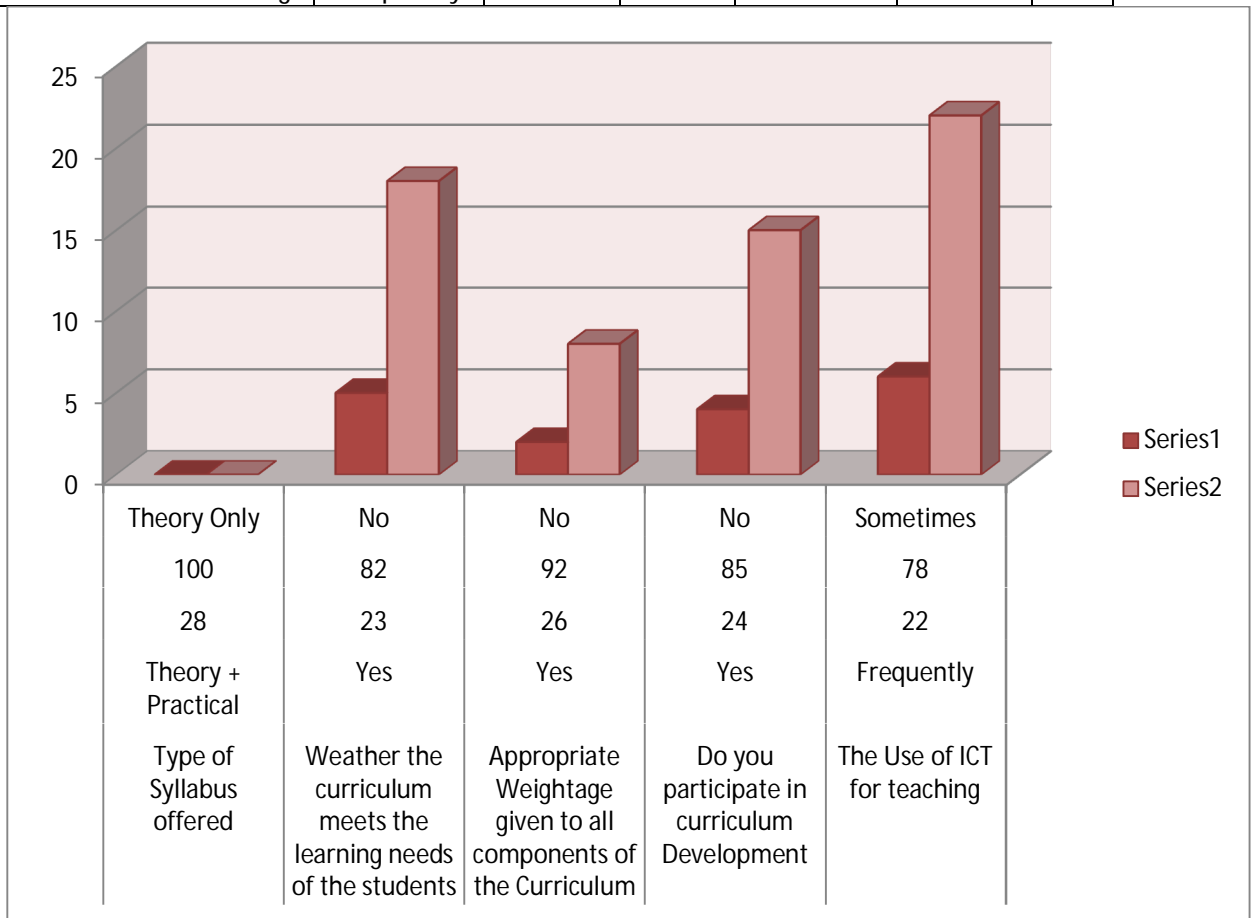
Teacher's Feedback

Every year we collect feedback from our teachers regarding the curricular aspects teaching learning facilities completion of the syllabus the employment generation through syllabus as well as their valuable suggestions regarding curriculum development and delivery as well as governance. The feedback from the teachers is important to us because it is only through their collective efforts the course outcomes and the program outcomes are achieved. The feedback from the teachers is highly valuable in understanding the academic activities pedagogical facilities and e-learning tools and technologies at the campus. The teachers share their opinions and suggestions regarding their expectations regarding teaching learning tools and facilities in the campus as well as their suggestions on curriculum development and its effective delivery.

The feedback is sought regarding the completion of syllabus, the need for improvement in the syllabus for employable human resource development. The teachers share their feedback on their participation in the curriculum development. This year also, we collected, analyzed the feedback after which, it was discussed in the meeting of IQAC and action taken report was prepared. The feedback is displayed on the website.

In the table given below the significant sample questions are given with the details of the responses with percentage. Moreover, graphic representation of the same is also supplied herewith.

Parameters	Response	No. of Teachers	(%)	Response	No. of Teachers	(%)
Type of Syllabus offered	Theory + Practical	28	100	Theory Only	00	00
Weather the curriculum meets the learning needs of the students	Yes	23	82	No	05	18
Appropriate Weightage given to all components of the Curriculum	Yes	26	92	No	02	8
Do you participate in curriculum Development	Yes	24	85	No	04	15
The Use of ICT for teaching	Frequently	22	78	Sometimes	06	22



Analysis of the Feedback

The analysis of the feedback received from the teachers has revealed that 100% of the teachers have completed their syllabus more than 85% in the academic year 2022-23.

The teachers have agreed that the syllabus is structured/framed after considering their opinions. In total, 19 teachers out of 28 have claimed that they have provided inputs in

curriculum design to the university. In total 92% of the teachers have responded positively to the question regarding appropriate weightage is given to all components of the curriculum. 85% teachers have participated in the curriculum development. 78% teachers have frequently used the information and communication tools and technology for teaching learning processes. The rest of the teachers have used the same sometimes.

The teachers have provided various expectations regarding teaching learning tools and facilities in the college such as, the need for increasing ICT enable halls was mentioned in the feedback. Overall, the teachers have expressed their satisfaction over the ICT tools at the campus. Teachers have also pointed out that more journals and magazines should be made available in the library. The demand for yet more smart boards was also noted by some teachers.

Regarding suggestions on curriculum development and delivery some respondents have noted that there needs to be more practical approach towards the curriculum development and delivery. As well as industry oriented curriculum was also required to be in the syllabus. The need for taking into accounts the regional conditions and necessities was also highlighted. Incorporating environmental issues and concerns more forcefully as well as having more knowledge oriented syllabus where also notable suggestions provided by the teaching. The feedback was analyzed and discussed in the IQAC meeting as well as action taken report was also prepared accordingly. The feedback is available on the website also.